

Fair Oaks Ranch Community

California Department of Education School Accountability Report Card Reported Using Data from the 2016-17 School Year

By February 1 of each year, every school in California is required by state law to publish a School Accountability Report Card (SARC). The SARC contains information about the condition and performance of each California public school. Under the Local Control Funding Formula (LCFF) all local educational agencies (LEAs) are required to prepare a Local Control and Accountability Plan (LCAP), which describes how they intend to meet annual school-specific goals for all pupils, with specific activities to address state and local priorities. Additionally, data reported in an LCAP is to be consistent with data reported in the SARC.

- For more information about SARC requirements, see the California Department of Education (CDE) SARC Web page at <http://www.cde.ca.gov/ta/ac/sa/>.
- For more information about the LCFF or LCAP, see the CDE LCFF Web page at <http://www.cde.ca.gov/fq/aa/lc/>.
- For additional information about the school, parents/guardians and community members should contact the school principal or the district office.

DataQuest

DataQuest is an online data tool located on the [CDE DataQuest Web page](#) that contains additional information about this school and comparisons of the school to the district and the county. Specifically, DataQuest is a dynamic system that provides reports for accountability (e.g., test data, enrollment, high school graduates, dropouts, course enrollments, staffing, and data regarding English learners).

Internet Access

Internet access is available at public libraries and other locations that are publicly accessible (e.g., the California State Library). Access to the Internet at libraries and public locations is generally provided on a first-come, first-served basis. Other use restrictions may include the hours of operation, the length of time that a workstation may be used (depending on availability), the types of software programs available on a workstation, and the ability to print documents.



Julie McBride, Principal

Principal, Fair Oaks Ranch Community

About Our School

Any visitor can talk with a Fair Oaks Ranch student, and he or she will tell them, "at this school our students **Soar above the rest!**" They would indeed be accurate! Our school has a rich tradition of collaboration and commitment to learning, with families and school staff working together as a team for the benefit of our diverse student population. As the principal of Fair Oaks Ranch, my priority is to ensure that all students at Fair Oaks Ranch receive the best education possible. Our focus this year will be on providing each child with new challenges that will result in a rewarding school experience. Academic emphasis on the California State Standards in the area of reading, writing and math will be a priority. We are also exploring the Next Generation Science Standards in our classrooms and state of the art science lab. Instruction in social studies, fine arts, technology and physical education complete our program, providing each student to develop skills in an area of interest. In order to personalize learning for each student, our highly qualified teachers, devoted classified staff, and talented support staff continues to be dedicated to help students become competent, self-motivated, life-long learners.

Respectfully,

Julie McBride

Principal

**Spanish version of the School Accountability Report Card will be available at:
http://fairoaks.sssd.k12.ca.us/pages/FairOaks/School_Info/Annual_SARC_Report_Card

Contact

Fair Oaks Ranch Community
26933 North Silverbell Ln.
Santa Clarita, CA 91387-3802

Phone: 661-299-1790
E-mail: jmcbride@sssd.k12.ca.us

About This School

Contact Information (School Year 2017-18)

District Contact Information (School Year 2017-18)	
District Name	Sulphur Springs Union
Phone Number	(661) 252-5131
Superintendent	Catherine Kawaguchi
E-mail Address	ckawaguchi@sssd.k12.ca.us
Web Site	http://www.sssd.k12.ca.us

School Contact Information (School Year 2017-18)	
School Name	Fair Oaks Ranch Community
Street	26933 North Silverbell Ln.
City, State, Zip	Santa Clarita, Ca, 91387-3802
Phone Number	661-299-1790
Principal	Julie McBride, Principal
E-mail Address	jmcbride@sssd.k12.ca.us
County-District-School (CDS) Code	19650456120513

Last updated: 12/19/2017

School Description and Mission Statement (School Year 2017-18)

We, as a community, have a vision where every Fair Oaks Ranch scholar is recognized for his/her individuality, supported to achieve personal success, and fortified to become an active, responsible learner and productive citizen of the global community.

At Fair Oaks Ranch, we continue to foster success through the use of "Scholarly Behaviors," which maximize our students' potential. The California Standards are taught with fidelity in TK through 6th grade. A wide variety of instructional strategies are used, and technology such as Smartboards, iPads, and computer coding are incorporated into daily lessons. Some teachers have embraced the "Google Classroom" model, in which students work collaboratively on lessons and assignments. Our English Learner students receive both designated and integrated English Language instruction in the classroom through the use of the California ELD Standards and research-based instructional methods. The arts are also extremely important, and at Fair Oaks Ranch, the Fair Oaks Ranch PTA has been instrumental in providing additional funding for weekly art, music, movement and drama enrichment through the Cultivating Creative Minds non-profit organization.

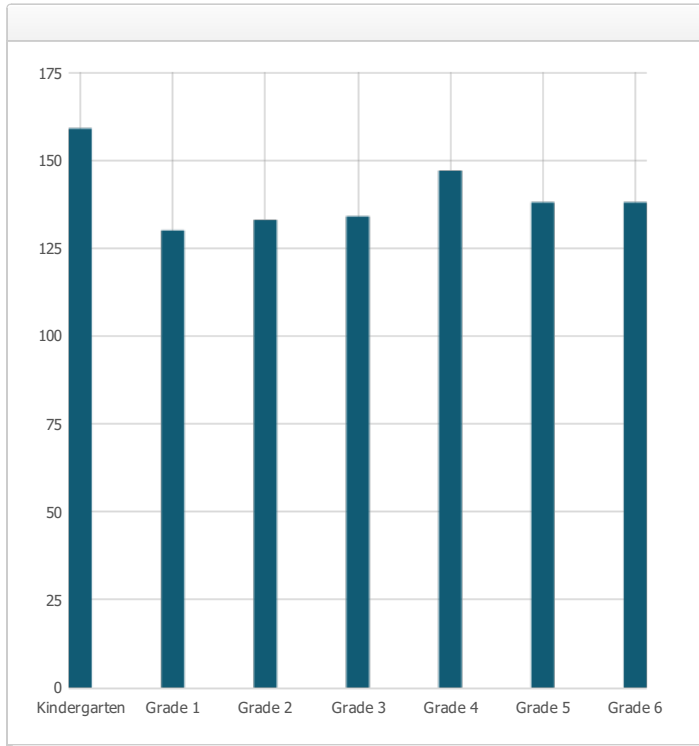
Student progress is constantly reviewed to make sure students are making progress, and a variety of intervention strategies are provided to students who need them. We utilize both local and state data to evaluate the effectiveness of our program, and make adjustments as necessary.

We have one of the most dedicated and talented group of staff members! They wholeheartedly dedicate themselves to providing a challenging and rewarding educational experience for all of our students and their families. The team has done an incredible job transitioning our students to the new, more challenging California Standards and Next Generation Science Standards. They have also embraced the use of technology in the classroom. Our teachers have focused on the academic needs of the individual students in order to provide those 21st-Century skills needed to be competitive in the future. In order to personalize learning for each student, our highly qualified teachers, devoted classified staff, and talented support staff continues to be dedicated to help students become competent, self-motivated, life-long learners.

Last updated: 12/19/2017

Student Enrollment by Grade Level (School Year 2016-17)

Grade Level	Number of Students
Kindergarten	159
Grade 1	130
Grade 2	133
Grade 3	134
Grade 4	147
Grade 5	138
Grade 6	138
Total Enrollment	979



Last updated: 11/28/2017

Student Enrollment by Student Group (School Year 2016-17)

Student Group	Percent of Total Enrollment
Black or African American	7.0 %
American Indian or Alaska Native	0.1 %
Asian	8.6 %
Filipino	9.0 %
Hispanic or Latino	41.3 %
Native Hawaiian or Pacific Islander	0.4 %
White	26.0 %
Two or More Races	7.6 %
Other	0.0 %
Student Group (Other)	Percent of Total Enrollment
Socioeconomically Disadvantaged	40.0 %
English Learners	15.8 %
Students with Disabilities	10.1 %
Foster Youth	0.7 %

Last updated: 11/28/2017

A. Conditions of Learning

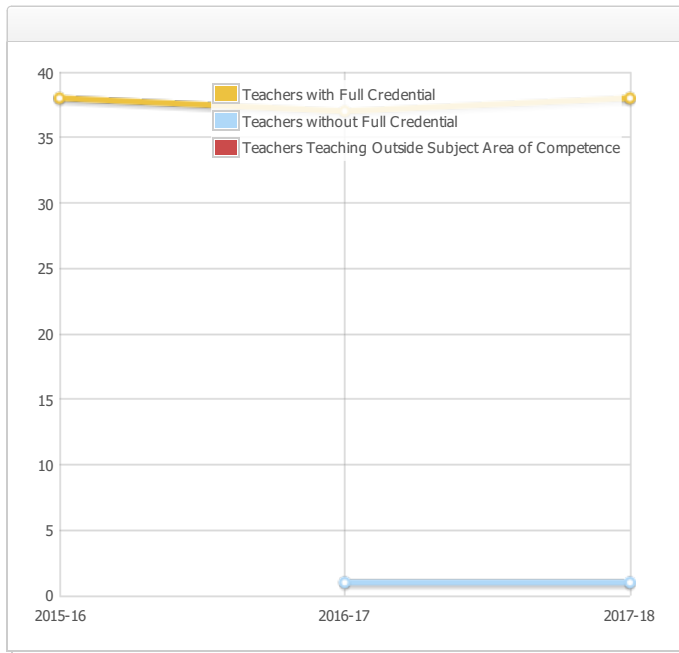
State Priority: Basic

The SARC provides the following information relevant to the State priority: Basic (Priority 1):

- Degree to which teachers are appropriately assigned and fully credentialed in the subject area and for the pupils they are teaching;
- Pupils have access to standards-aligned instructional materials; and
- School facilities are maintained in good repair

Teacher Credentials

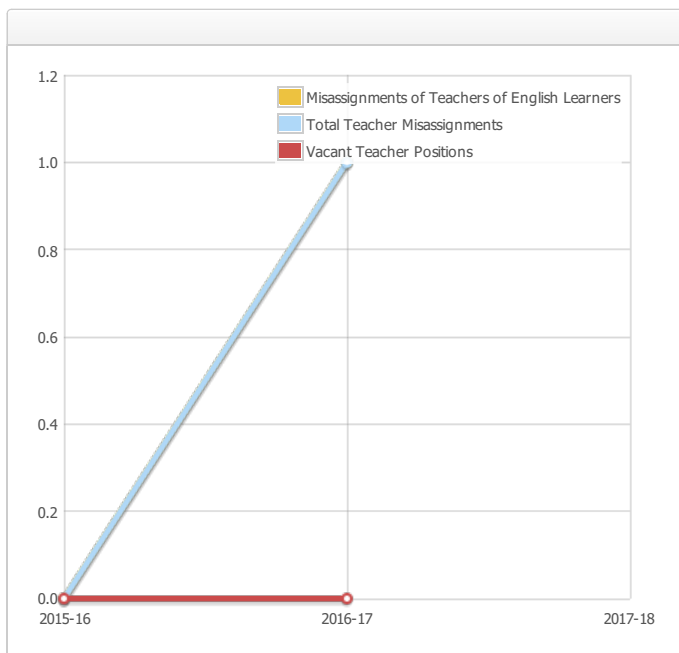
Teachers	School			District
	2015-16	2016-17	2017-18	2017-18
With Full Credential	38	37	38	255
Without Full Credential		1	1	2
Teachers Teaching Outside Subject Area of Competence (with full credential)				



Last updated: 12/19/2017

Teacher Misassignments and Vacant Teacher Positions

Indicator	2015-16	2016-17	2017-18
Misassignments of Teachers of English Learners	0	1	
Total Teacher Misassignments*	0	1	
Vacant Teacher Positions	0	0	



Note: "Misassignments" refers to the number of positions filled by teachers who lack legal authorization to teach that grade level, subject area, student group, etc.

* Total Teacher Misassignments includes the number of Misassignments of Teachers of English Learners.

Last updated: 12/18/2017

Quality, Currency, Availability of Textbooks and Instructional Materials (School Year 2017-18)

Year and month in which the data were collected: January 2018

Subject	Textbooks and Instructional Materials/year of Adoption	From Most Recent Adoption?	Percent Students Lacking Own Assigned Copy
Reading/Language Arts	Benchmark Advance K-6 Ready to Advance TK	Yes	0.0 %
Mathematics	Houghton Mifflin California: Math Expressions	Yes	0.0 %
Science	Houghton Mifflin- California Science K-2 Pearson California Science 3-6	Yes	0.0 %
History-Social Science	Pearson History/Social Science for California K-5 Harcourt Reflections 6	Yes	0.0 %
Foreign Language			0.0 %
Health	Houghton Mifflin & Pearson	Yes	0.0 %
Visual and Performing Arts	McGraw Hill, Share the Music 1995 Davis Publications, Adventures in Art 1998	Yes	0.0 %
Science Lab Eqmpt (Grades 9-12)	N/A	N/A	0.0 %

Note: Cells with N/A values do not require data.

Last updated: 12/18/2017

School Facility Conditions and Planned Improvements

Overall, Fair Oaks Ranch Community school is an excellent condition. There are no safety hazards on campus, and the grounds, buildings and restrooms are clean. We installed fencing around the campus this year, and as a result, all visitors must check in through the front office. At this time, there are not any planning facility improvements.

Last updated: 12/19/2017

School Facility Good Repair Status

Year and month of the most recent FIT report: November 2017

System Inspected	Rating	Repair Needed and Action Taken or Planned
Systems: Gas Leaks, Mechanical/HVAC, Sewer	Good	
Interior: Interior Surfaces	Good	
Cleanliness: Overall Cleanliness, Pest/Vermin Infestation	Good	
Electrical: Electrical	Good	
Restrooms/Fountains: Restrooms, Sinks/Fountains	Good	
Safety: Fire Safety, Hazardous Materials	Good	
Structural: Structural Damage, Roofs	Good	
External: Playground/School Grounds, Windows/Doors/Gates/Fences	Good	

Overall Facility Rate

Year and month of the most recent FIT report: November 2017

Overall Rating	Good
----------------	------

Last updated: 12/19/2017

B. Pupil Outcomes

State Priority: Pupil Achievement

The SARC provides the following information relevant to the State priority: Pupil Achievement (Priority 4):

- **Statewide assessments** (i.e., California Assessment of Student Performance and Progress [CAASPP] System, which includes the Smarter Balanced Summative Assessments for students in the general education population and the California Alternate Assessments [CAAs] for English language arts/literacy [ELA] and mathematics given in grades three through eight and grade eleven. Only eligible students may participate in the administration of the CAAs. CAAs items are aligned with alternate achievement standards, which are linked with the Common Core State Standards [CCSS] for students with the most significant cognitive disabilities); and
- The percentage of students who have successfully completed courses that satisfy the requirements for entrance to the University of California and the California State University, or career technical education sequences or programs of study.

CAASPP Test Results in ELA and Mathematics for All Students

Grades Three through Eight and Grade Eleven (School Year 2016-17)

Subject	Percentage of Students Meeting or Exceeding the State Standards					
	School		District		State	
	2015-16	2016-17	2015-16	2016-17	2015-16	2016-17
English Language Arts / Literacy (grades 3-8 and 11)	67%	63%	59%	60%	48%	48%
Mathematics (grades 3-8 and 11)	57%	52%	47%	49%	36%	37%

Note: Percentages are not calculated when the number of students tested is ten or less, either because the number of students in this category is too small for statistical accuracy or to protect student privacy.

Last updated: 11/28/2017

CAASPP Test Results in ELA by Student Group**Grades Three through Eight and Grade Eleven (School Year 2016-17)**

Student Group	Total Enrollment	Number Tested	Percent Tested	Percent Met or Exceeded
All Students	554	550	99.28%	62.73%
Male	278	276	99.28%	60.87%
Female	276	274	99.28%	64.60%
Black or African American	41	41	100.00%	34.15%
American Indian or Alaska Native				
Asian	42	40	95.24%	85.00%
Filipino	44	44	100.00%	84.09%
Hispanic or Latino	226	225	99.56%	50.67%
Native Hawaiian or Pacific Islander	--	--	--	
White	149	148	99.33%	75.00%
Two or More Races	48	48	100.00%	64.58%
Socioeconomically Disadvantaged	230	228	99.13%	47.81%
English Learners	124	120	96.77%	52.50%
Students with Disabilities	54	54	100.00%	16.67%
Students Receiving Migrant Education Services				
Foster Youth				

Note: ELA test results include the Smarter Balanced Summative Assessment and the CAA. The "Percent Met or Exceeded" is calculated by taking the total number of students who met or exceeded the standard on the Smarter Balanced Summative Assessment plus the total number of students who met the standard (i.e., achieved Level 3--Alternate) on the CAAs divided by the total number of students who participated in both assessments.

Note: Double dashes (--) appear in the table when the number of students is ten or less, either because the number of students in this category is too small for statistical accuracy or to protect student privacy.

Note: The number of students tested includes all students who participated in the test whether they received a score or not; however, the number of students tested is not the number that was used to calculate the achievement level percentages. The achievement level percentages are calculated using only students who received scores.

Last updated: 11/28/2017

CAASPP Test Results in Mathematics by Student Group**Grades Three through Eight and Grade Eleven (School Year 2016-17)**

Student Group	Total Enrollment	Number Tested	Percent Tested	Percent Met or Exceeded
All Students	555	553	99.64%	51.72%
Male	279	279	100.00%	52.33%
Female	276	274	99.28%	51.09%
Black or African American	41	41	100.00%	21.95%
American Indian or Alaska Native				
Asian	42	42	100.00%	73.81%
Filipino	44	44	100.00%	77.27%
Hispanic or Latino	226	225	99.56%	40.89%
Native Hawaiian or Pacific Islander	--	--	--	
White	149	148	99.33%	63.51%
Two or More Races	49	49	100.00%	48.98%
Socioeconomically Disadvantaged	231	230	99.57%	32.17%
English Learners	124	123	99.19%	43.09%
Students with Disabilities	54	54	100.00%	12.96%
Students Receiving Migrant Education Services				
Foster Youth				

Note: Mathematics test results include the Smarter Balanced Summative Assessment and the CAA. The "Percent Met or Exceeded" is calculated by taking the total number of students who met or exceeded the standard on the Smarter Balanced Summative Assessment plus the total number of students who met the standard (i.e., achieved Level 3--Alternate) on the CAAs divided by the total number of students who participated in both assessments.

Note: Double dashes (--) appear in the table when the number of students is ten or less, either because the number of students in this category is too small for statistical accuracy or to protect student privacy.

Note: The number of students tested includes all students who participated in the test whether they received a score or not; however, the number of students tested is not the number that was used to calculate the achievement level percentages. The achievement level percentages are calculated using only students who received scores.

Last updated: 11/28/2017

CAASPP Test Results in Science for All Students

Grades Five, Eight and Ten

Subject	Percentage of Students Scoring at Proficient or Advanced					
	School		District		State	
	2014-15	2015-16	2014-15	2015-16	2014-15	2015-16
Science (grades 5, 8, and 10)	74.0%	74.0%	76.0%	71.0%	56%	54%

Note: Science test results include California Standards Tests (CSTs), California Modified Assessment (CMA), and California Alternate Performance Assessment (CAPA) in grades five, eight, and ten.

Note: Scores are not shown when the number of students tested is ten or less, either because the number of students in this category is too small for statistical accuracy or to protect student privacy.

Note: The 2016-17 data are not available. The California Department of Education is developing a new science assessment based on the Next Generation Science Standards for California Public Schools (CA NGSS). The new California Science Test (CAST) was piloted in spring 2017. The CST and CMA for Science will no longer be administered.

Last updated: 11/28/2017

State Priority: Other Pupil Outcomes

The SARC provides the following information relevant to the State priority: Other Pupil Outcomes (Priority 8):

- Pupil outcomes in the subject area of physical education

California Physical Fitness Test Results (School Year 2016-17)

Grade Level	Percentage of Students Meeting Fitness Standards		
	Four of Six Fitness Standards	Five of Six Fitness Standards	Six of Six Fitness Standards
5	15.0%	28.6%	34.3%

Note: Percentages are not calculated when the number of students tested is ten or less, either because the number of students in this category is too small for statistical accuracy or to protect student privacy.

Last updated: 12/18/2017

C. Engagement

State Priority: Parental Involvement

The SARC provides the following information relevant to the State priority: Parental Involvement (Priority 3):

- Efforts the school district makes to seek parent input in making decisions for the school district and each schoolsite

Opportunities for Parental Involvement (School Year 2017-18)

Parents inquire if they can be a part of the school and their childrens' learning experience. At Fair Oaks Ranch, the answer is always, "Of course...we need you!!" We believe that parents are partners with the school, and we truly do appreciate our parent community and the many hours they dedicate to Fair Oaks Ranch, including such activities as volunteering as Room Parents in their childrens' classrooms, and helping out at school events. Parents are full partners in their child's education; they are included in decision making and serve on advisory committees to assist in the education of their children and in the development of community awareness and involvement. Fair Oaks Ranch parents can get involved with PTA, or in one of our advisory groups. We have School Site Council meetings on the second Thursday of every month, and regular English Language Advisory Committee meetings throughout the school year. If parents are interested in getting involved with PTA, they should contact Ione Chu, Office manager at Fair Oaks Ranch, at 661-299-1790. If parents are interested in getting involved with the Fair Oaks Ranch site council or English Language Advisory Committe, they should contact Julie McBride, principal at Fair Oaks Ranch, at 661-299-1790.

State Priority: Pupil Engagement

Last updated: 12/19/2017

The SARC provides the following information relevant to the State priority: Pupil Engagement (Priority 5):

- High school dropout rates; and
- High school graduation rates

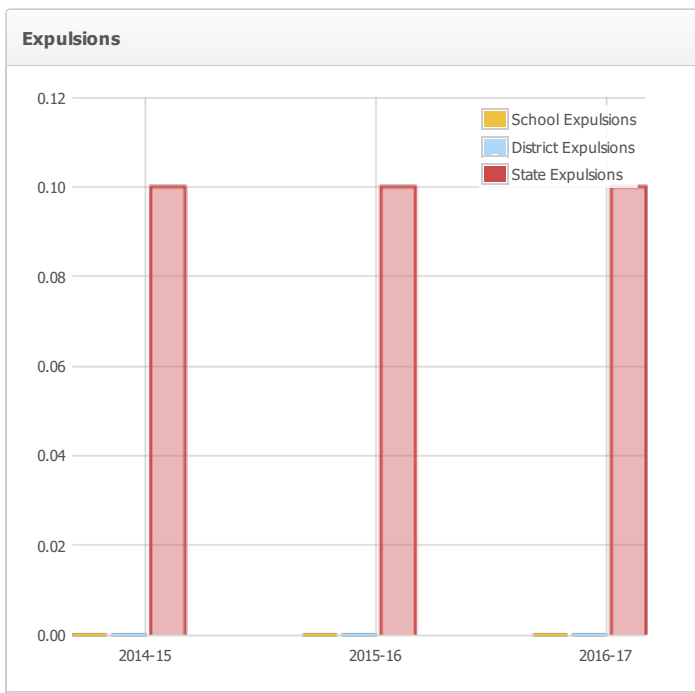
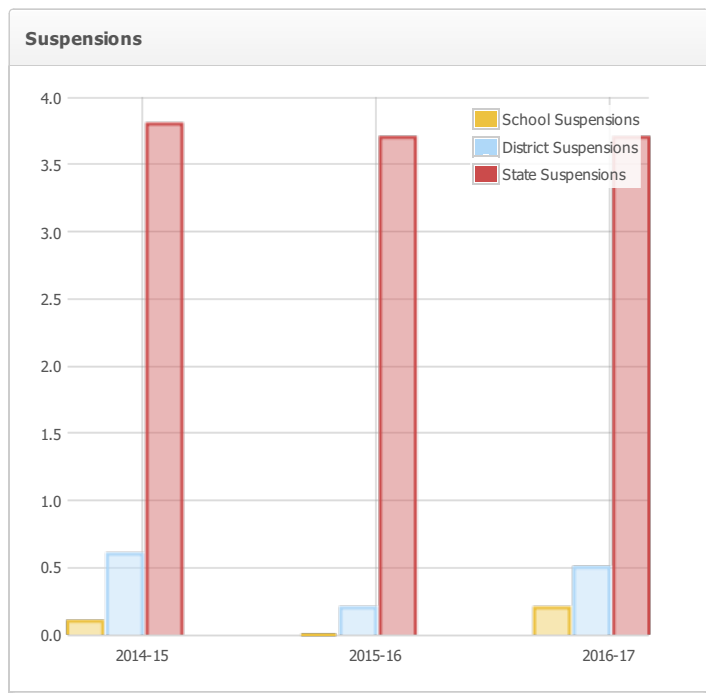
State Priority: School Climate

The SARC provides the following information relevant to the State priority: School Climate (Priority 6):

- Pupil suspension rates;
- Pupil expulsion rates; and
- Other local measures on the sense of safety

Suspensions and Expulsions

Rate	School			District			State		
	2014-15	2015-16	2016-17	2014-15	2015-16	2016-17	2014-15	2015-16	2016-17
Suspensions	0.1%	0.0%	0.2%	0.6%	0.2%	0.5%	3.8%	3.7%	3.7%
Expulsions	0.0%	0.0%	0.0%	0.0%	0.0%	0.0%	0.1%	0.1%	0.1%



Last updated: 12/18/2017

School Safety Plan (School Year 2017-18)

Every student and staff member has the right to attend a safe school where he or she is safe from physical or psychological harm. The Fair Oaks Ranch safety plan is all inclusive with the main objective to protect the safety and welfare of students, school staff, and visitors at Fair Oaks Ranch. The safety plan includes information on response to fire drills, earthquake disaster drills, and school lockdowns. In addition, the safety plan addresses concerns about the security of the campus, as well as regular training of noon supervisors and staff to recognize and stop bullying on campus. The most recent Safety Plan was approved on February 9th, 2017.

Last updated: 12/19/2017

D. Other SARC Information

The information in this section is required to be in the SARC but is not included in the state priorities for LCFF.

Federal Intervention Program (School Year 2017-18)

Indicator	School	District
Program Improvement Status	Not in PI	Not in PI
First Year of Program Improvement		
Year in Program Improvement		
Number of Schools Currently in Program Improvement	N/A	
Percent of Schools Currently in Program Improvement	N/A	--

Last updated: 12/18/2017

Average Class Size and Class Size Distribution (Elementary)

Grade Level	2014-15			2015-16			2016-17					
	Average Class Size	Number of Classes *			Average Class Size	Number of Classes *			Average Class Size	Number of Classes *		
		1-20	21-32	33+		1-20	21-32	33+		1-20	21-32	33+
K	22.0	0	6	0	24.0	0	6	0	24.0	1	6	0
1	22.0	0	6	0	24.0	0	5	0	24.0	1	4	0
2	26.0	0	4	0	25.0	0	5	0	25.0	0	5	0
3	26.0	0	5	0	23.0	1	5	0	26.0	0	5	0
4	32.0	0	4	0	30.0	0	3	1	36.0	0	0	4
5	29.0	1	3	1	33.0	0	2	3	33.0	0	1	3
6	31.0	0	4	0	29.0	1	2	2	29.0	1	1	3
Other	25.0	0	1	0	0.0	0	0	0	13.0	1	0	0

* Number of classes indicates how many classes fall into each size category (a range of total students per class).

Last updated: 11/28/2017

Academic Counselors and Other Support Staff (School Year 2016-17)

Title	Number of FTE* Assigned to School	Average Number of Students per Academic Counselor
Academic Counselor		
Counselor (Social/Behavioral or Career Development)		N/A
Library Media Teacher (Librarian)		N/A
Library Media Services Staff (Paraprofessional)	0.9	N/A
Psychologist	0.5	N/A
Social Worker		N/A
Nurse		N/A
Speech/Language/Hearing Specialist	1.0	N/A
Resource Specialist (non-teaching)		N/A
Other		N/A

Note: Cells with N/A values do not require data.

*One Full Time Equivalent (FTE) equals one staff member working full time; one FTE could also represent two staff members who each work 50 percent of full time.

Expenditures Per Pupil and School Site Teacher Salaries (Fiscal Year 2015-16)

Level	Total Expenditures Per Pupil	Expenditures Per Pupil (Restricted)	Expenditures Per Pupil (Unrestricted)	Average Teacher Salary
School Site	\$5319.0	\$600.0	\$4719.0	\$73483.0
District	N/A	N/A	\$4975.0	\$73958.0
Percent Difference – School Site and District	N/A	N/A	-5.3%	-0.6%
State	N/A	N/A	\$6574.0	\$78363.0
Percent Difference – School Site and State	N/A	N/A	-32.9%	-6.4%

Note: Cells with N/A values do not require data.

Last updated: 12/18/2017

Types of Services Funded (Fiscal Year 2016-17)

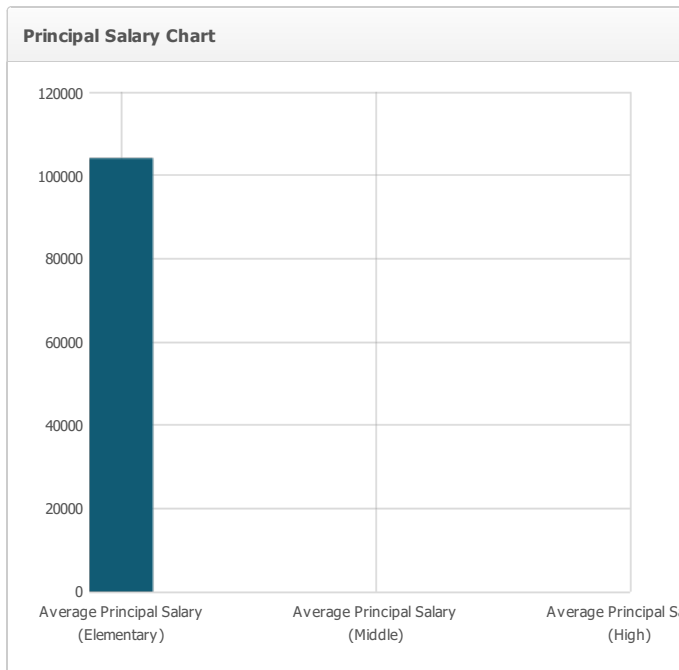
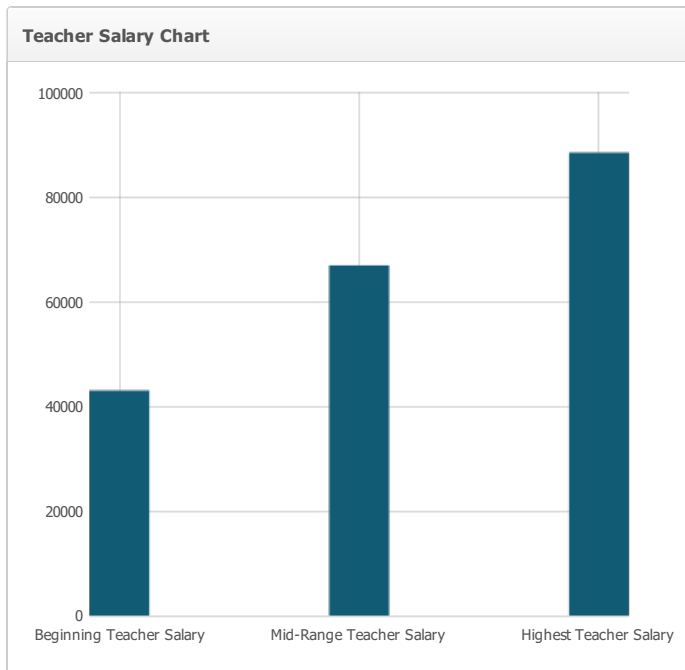
- Title II, Part A - Teacher Quality & Class Size Reduction
- Title III, Part A - Limited English Proficient (LEP)
- LCFF Base and Concentration Grants

Last updated: 12/18/2017

Teacher and Administrative Salaries (Fiscal Year 2015-16)

Category	District Amount	State Average For Districts In Same Category
Beginning Teacher Salary	\$42,991	\$48,678
Mid-Range Teacher Salary	\$66,876	\$78,254
Highest Teacher Salary	\$88,426	\$96,372
Average Principal Salary (Elementary)	\$104,102	\$122,364
Average Principal Salary (Middle)	\$	\$125,958
Average Principal Salary (High)	\$	\$126,758
Superintendent Salary	\$161,724	\$212,818
Percent of Budget for Teacher Salaries	36.0%	38.0%
Percent of Budget for Administrative Salaries	5.0%	5.0%

For detailed information on salaries, see the CDE Certificated Salaries & Benefits Web page at <http://www.cde.ca.gov/ds/fd/cs/>.



Last updated: 12/18/2017

Professional Development

The primary focus for staff development at Fair Oaks Ranch community school is supporting the implementation of our newly adopted English Language Arts program, Benchmark Advanced. As we examine both local and state data, we need to continue to find ways to strength reading comprehension with our students, and specifically with our significant sub groups. Professional development is provided by the district during district wide professional development days, as well as at the site during Professional Development Tuesdays. We also work as grade level teams during our arts collaboration Tuesdays to address teacher needs with our new English Language Arts program. At Fair Oaks Ranch, we also have a Teacher on Special Assignment to support teachers with this implementation.

Last updated: 12/19/2017